

# GARAGE FLOORS





# OUR FLOORS

Epoxy flooring is an economical and durable choice for reinventing your garage space, whilst protecting your concrete floor. Beware – it does create a lot of envy!

At **Tough Floors**, we offer a wide range of different epoxy garage floors. You can select a solid or blended colour, flake or custom finish. Just call and tell us what you're looking for.

Our Garage Blend range is designed to compliment many colour schemes and tastes, please scroll down for samples.





BISCUIT

CHOC  
CHERRY

LAMINGTON

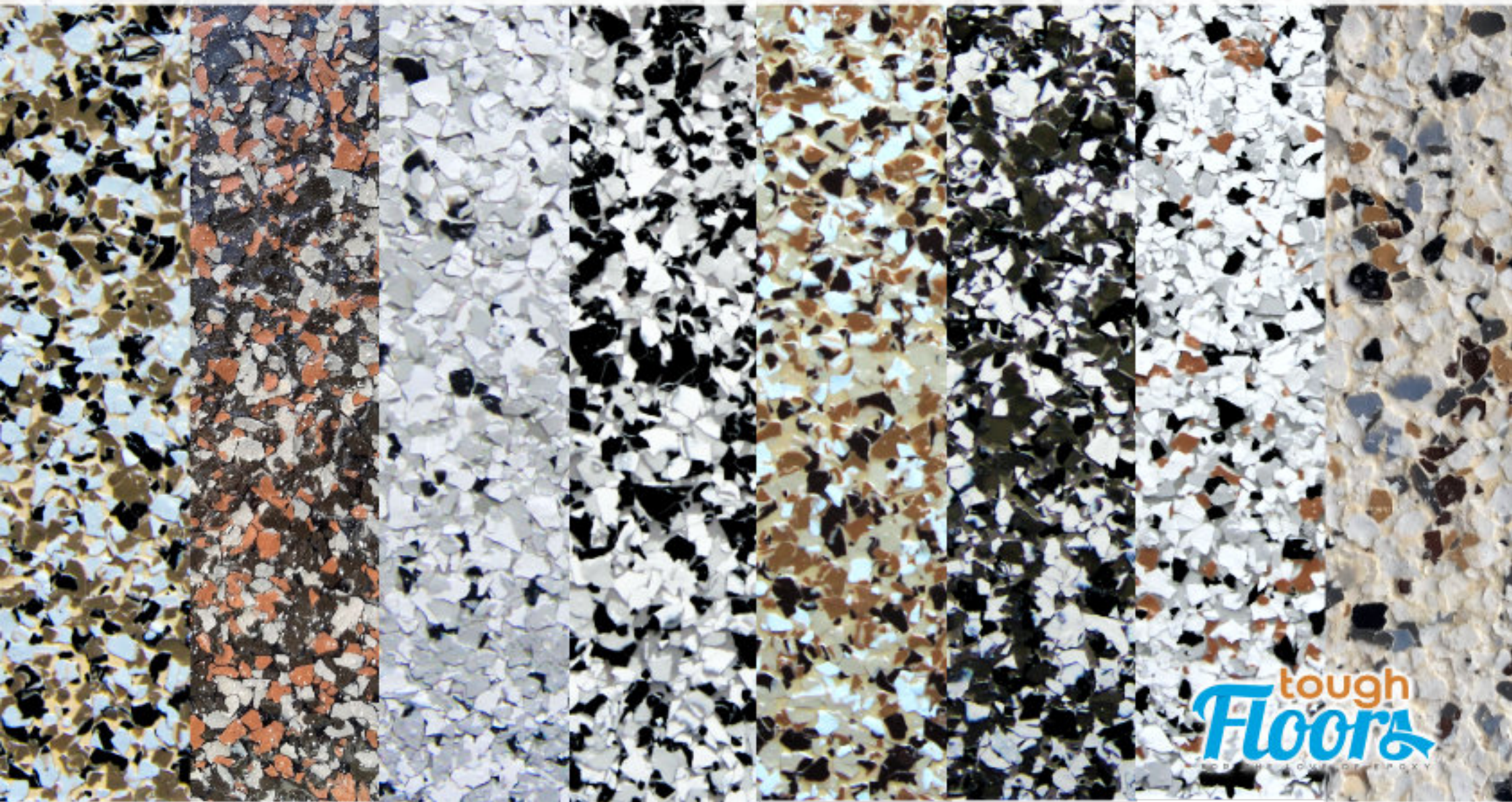
LIQUORICE

MOCHA

OREO

POPCORN

RUM N  
RAISIN





# GARAGES



Biscuit



Choc Cherry



Lamington



Liquorice



# GARAGES




Mocha



Oreo



Popcorn



Rum N Raisin

# FLAKE



Flake is a product that can be used in different ways to achieve remarkably different final effects.

**Full coverage** 100% flake coverage is not only cost effective, but also provides additional protection by adding a layer between the foot, vehicle and equipment traffic and the resinous coating. The flake size and colour determine the final look.

**Partial coverage** Partial flaking finish may be applied in areas where:

- More of the coloured base coat is desired
- Wanting a less busy design for aesthetic reasons
- The flooring is in an area where small items may be dropped, and need to be easily found rather than being camouflaged

There are three key components to choosing an epoxy floor finish:

- the base epoxy coat colour and properties
- the flake size, colour and mix
- additional finish features to meet location and usage requirements, and Standards (if applicable).

Please refer to our Floor Colours and Finishes section on our website for more information [toughfloors.com.au/finishes/](https://toughfloors.com.au/finishes/)

*Please note: Our photos are representative of sample colours only. Sample boards are most effective way to view our colour range in your setting and light conditions.*





# OUR PROCESS

We only adopt a few methods, which are labour intensive, but important for the longevity of your floor.

Mostly, we will mechanically diamond grind using various diamond grinders and the appropriate diamond tooling for your floor (as not all concrete is the same). This process removes the top crust (laitance) and opens up the concrete so that the resins we use have something to 'grip' to.

In some cases, we will degrease an area. This is most common in commercial kitchens and automotive areas where, if not properly prepared, the epoxy will not penetrate effectively into the concrete.

On new floors we prefer to use products that do not contain solvents or flammables, so they can be installed safely without risk or disruption to your family. Solvents are classed as low to no Volatile Organic Compounds (VOC). This means that there are no lingering nasty smells that you get with solvent based products.

With most garage floors, the process usually takes two days. If extensive patching is required, it will take three. An optimal, long lasting finish simply cannot be achieved in one day. At Tough Floors, we do not hasten the process because quality is paramount.

Our extensive database of blogs contains many topics discussing all aspects of epoxy flooring, please visit us at [toughfloors.com.au/blog/](https://toughfloors.com.au/blog/)

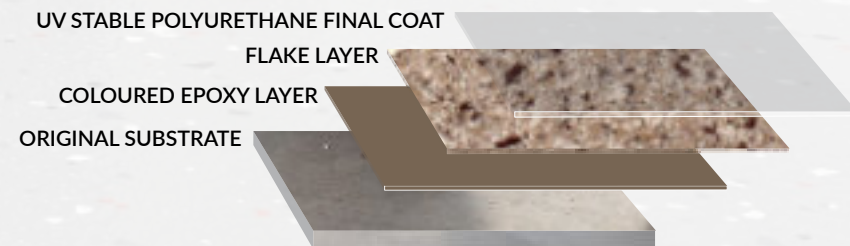
# DURABILITY

Epoxy flooring is fit-for-purpose and functional flooring that will last for many years. Added benefits provide protection of your concrete floor from wear, with excellent chemical and abrasion resistance.

The products we use are thoroughly destruct tested. However, as with any flooring type, epoxy is not completely indestructible. As part of our post installation care package, we provide a checklist of what to avoid, so that your floor serves you for many years to come.

Our standard warranty provides 12 month cover for workmanship and product defects.

## TOUGH FLOORS TYPICAL EPOXY FLOOR





# NEXT STEPS

Contact us on **1300 882 875** or visit our website [toughfloors.com.au](https://toughfloors.com.au) for further information or to arrange a 'No Surprises' Quote.

During our consultation process, we'll undertake an in depth assessment of your existing floor, ask a lot of questions about how you will be using the area and what kind of finish you prefer, to make sure we recommend the right epoxy flooring specification and finishes to suit.